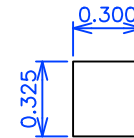
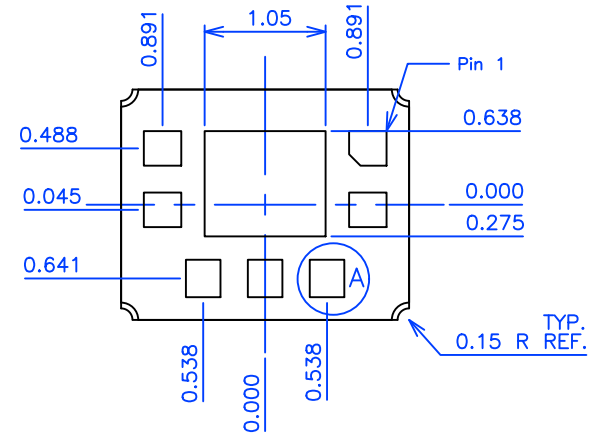
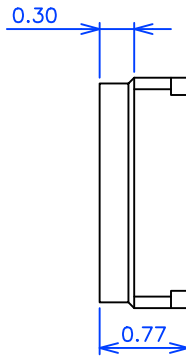
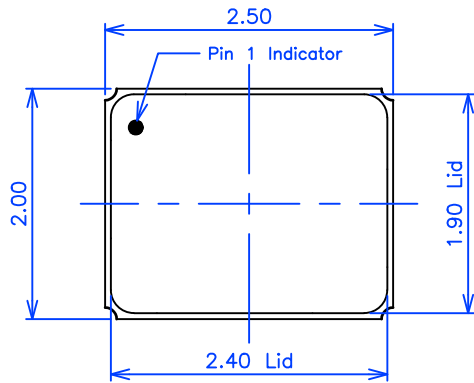


Notes:
 - All Units are in mm unless otherwise stated
 - General Tolerance:
 Linear X.XXX = ± 0.050 mm
 X.XX = ± 0.10 mm



DETAIL A
 PAD
 SCALE: 2x
 3X THIS ROTATION
 4X ROTATED 90°
 PIN 1 CHAMFER 0.150 X 45°

NOTES:
 1. PLATING THICKNESS
 ELECTRO Ni : 1.27~8.89 μ m(S/P)
 ELECTRO Au : 0.30~1.00 μ m(S/P)

1	Initial Release	04/22/2020	N. Dry	B. Hosse
REV	DESCRIPTION	DATE:	NAME:	CHECKED:

CONFIDENTIAL: This document contains information proprietary to Akoustis. Any disclosure or use is expressly prohibited and detrimental. Except upon written consent by Akoustis.

DRAWN BY: N. Dry
APPROVED BY: B. Hosse
SCALE: N/A

TITLE:
AKF-1950 POD

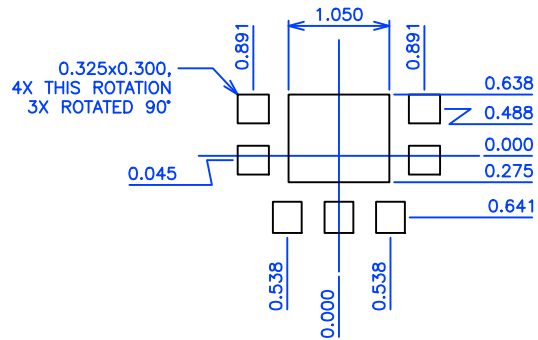
DWG NO:
AKF-1950-230

PAGES:
1/2

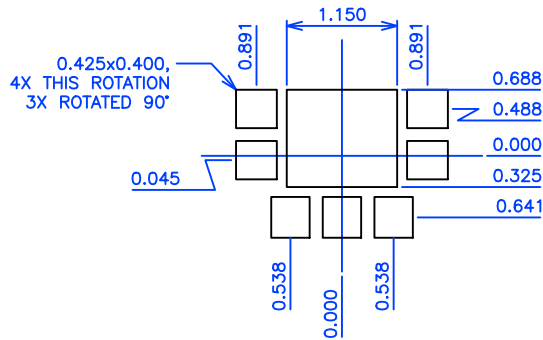


www.akoustis.com
 9805-A Northcross Center Court
 Huntersville, NC 28078
 PHONE: (704) 997-5735 FAX: (704) 997-5734

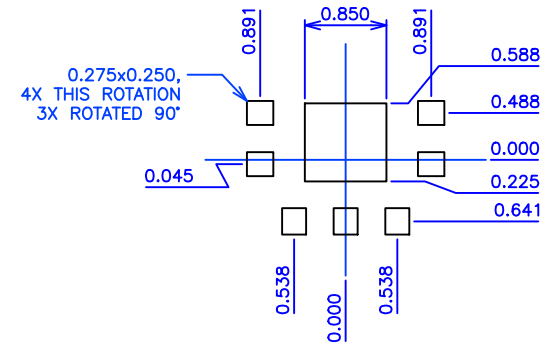
- Notes:
- All Units are in mm unless otherwise stated
 - General Tolerance:
 Linear X.XXX = $\pm 0.050\text{mm}$
 X.XX = $\pm 0.10\text{mm}$



Recommended PCB
Metal Top View



Recommended
Solder Mask Opening
Top View



Recommended Stencil
Pattern Top View

TITLE:
AKF-1950 POD

DWG NO:
AKF-1950-230

PAGES:
2/2

REV:
1

CONFIDENTIAL: This document contains information
proprietary to Akoustis. Any disclosure or use is
expressly prohibited and detrimental, except upon
written consent by Akoustis.

AKOUSTIS

www.akoustis.com
 9805-A Northcross Center Court
 Huntersville, NC 28078
 PHONE: (704) 997-5735 FAX: (704) 997-5734