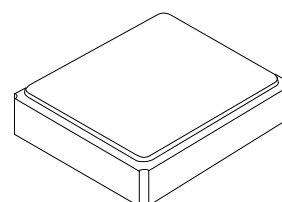


XTC4018G-1

**26.000 MHz
TCXO**



SM2520-4

Features:

- Ultra Miniature SMD Package
- Good Frequency Stability
- Good Phase Noise Response
- Compliant with AEC-Q200
- Moisture Sensitivity Level: 1

Description and Applications:

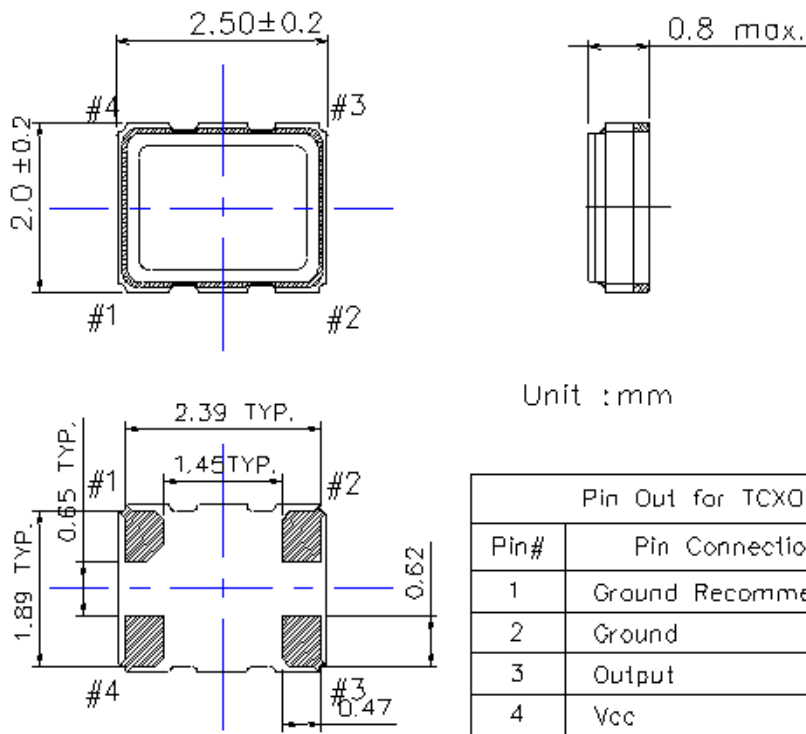
Surface mount 2.5mmx2.0mm TCXO for use in wireless communications devices

Electrical Specifications:

XTC4018G-1	Specifications
Nominal Frequency, Fo	26.000 MHz
Storage Temperature Range	-40°C to +85°C
Operating Temperature Range	-40°C to +85°C
Power Supply Voltage, Vcc	1.7~3.3V (Reference to 2.8V)
Output Voltage with Load 10pF//10KΩ, Vout	0.8 Vp-p min
Output Waveform	Clipped Sinewave
Output Load	10pF//10KΩ
Power Supply Current, Icc	1.5 mA max
Frequency Tolerance as received	+/- 1.0 ppm max @ 25°C +/- 3°C
Frequency Tolerance after reflow	+/- 2.0 ppm max @ 25°C +/- 3°C
Frequency Stability a. Vs. Temperature (-30~85°C) Vs. Temperature (-40~-30°C) b. Vs. Load varied 10pF//10KΩ+/-5% c. Vs. Supply Voltage varied 2.8V+/-5%	+/- 0.5 ppm reference to the middle point between minimum and maximum frequency value +/- 3.0 ppm +/- 0.1 ppm +/- 0.1 ppm
Frequency slope (Minimum of one measurement every 2°C)	+/-0.05ppm/°C@-20°C~+65°C +/-0.1ppm/°C@-30°C~+85°C +/-0.35ppm/°C@-40°C~-30°C
Static temperature hysteresis	+/- 0.6 ppm max.

Start Up Time (90% of final RF level in Vp-p) (Within ± 0.5 ppm of final freq)	2.0 msec max.
Harmonics	-8.0 dBc max
Aging	+/-1.0 ppm/year max @25°C first year +/-1.5 ppm/year max @25°C 2nd year +/-2.5 ppm/year max @25°C 5 years +/-5.0 ppm/year max @25°C 10 years
SSB Phase Noise (@1Hz Carrier Offset) (@10Hz Carrier Offset) (@100Hz Carrier Offset) (@1KHz Carrier Offset) (@10KHz Carrier Offset) (@100KHz Carrier Offset)	-50 dBc/Hz max -80 dBc/Hz max -105 dBc/Hz max -130 dBc/Hz max -148 dBc/Hz max -150 dBc/Hz max

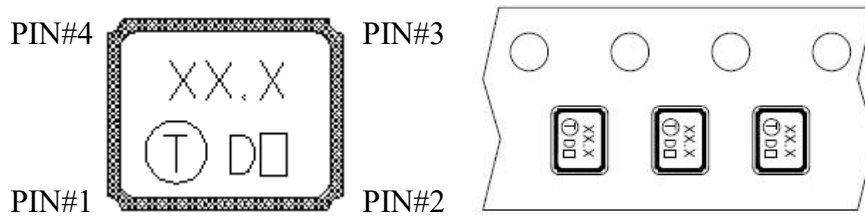
Mechanical Dimensions (mm):



Marking:

Line 1: Frequency (26.0)

Line 2: Date Code + Product Code (☐ Internal tracking code, could be a~z and A~Z)



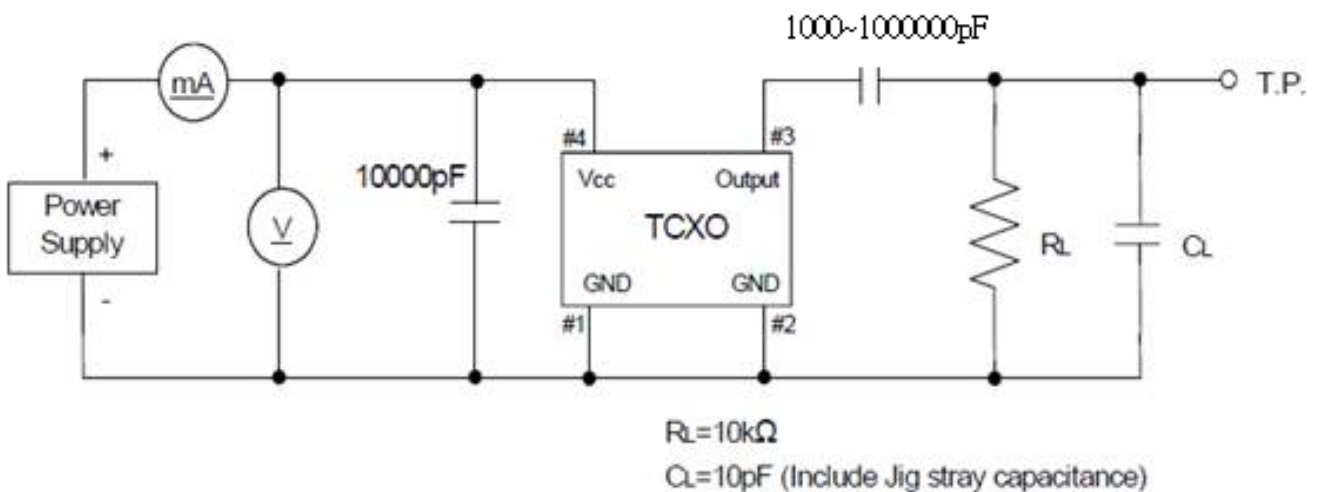
Date Code Table

WK01	WK02	WK03	WK04	WK05	WK06	WK07	WK08	WK09	WK10	WK11	WK12	WK13
A	B	C	D	E	F	G	H	I	J	K	L	M
WK14	WK15	WK16	WK17	WK18	WK19	WK20	WK21	WK22	WK23	WK24	WK25	WK26
N	O	P	Q	R	S	T	U	V	W	X	Y	Z
WK27	WK28	WK29	WK30	WK31	WK32	WK33	WK34	WK35	WK36	WK37	WK38	WK39
a	b	c	d	e	f	g	h	i	j	k	l	m
WK40	WK41	WK42	WK43	WK44	WK45	WK46	WK47	WK48	WK49	WK50	WK51	WK52
n	o	p	q	r	s	t	u	v	w	x	y	z

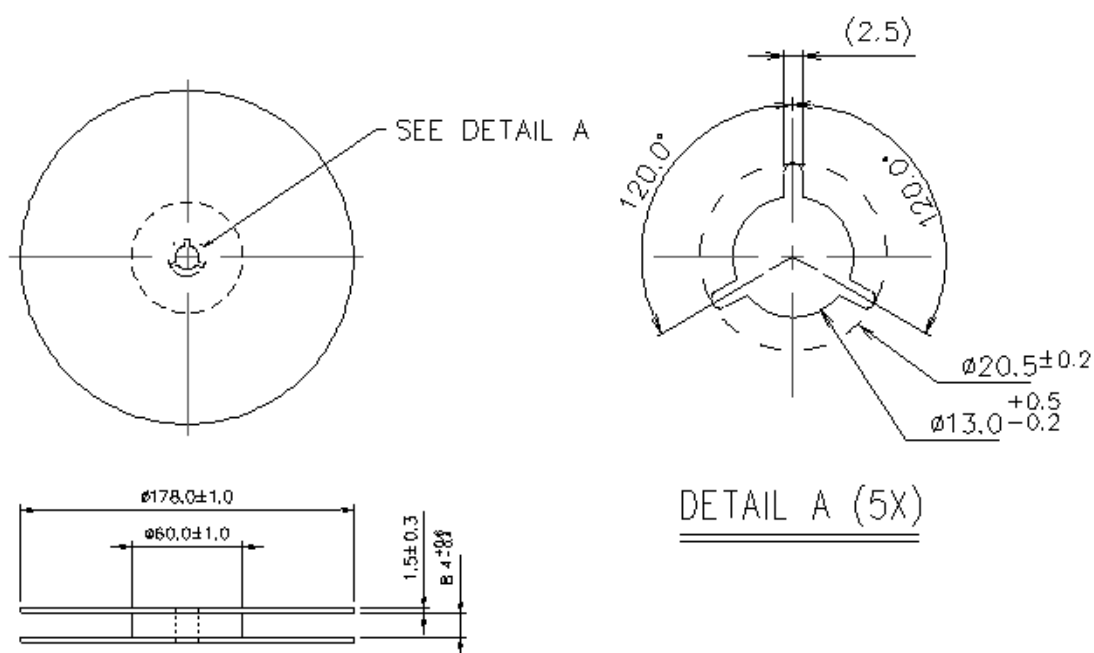
Product Code Table: (Under line With Even Year and Odd Year for Nothing)

Year						Product Code
2013	2015	2017	2019	2021	2023	<input type="checkbox"/>
2014	2016	2018	2020	2022	2024	<input type="checkbox"/>

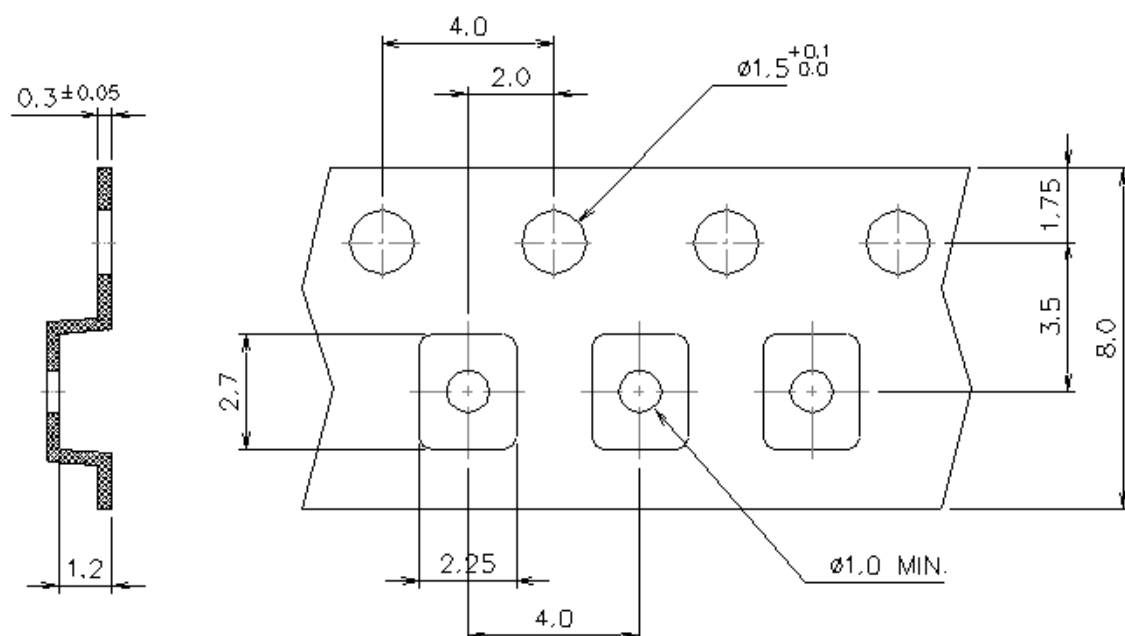
Recommended Circuit

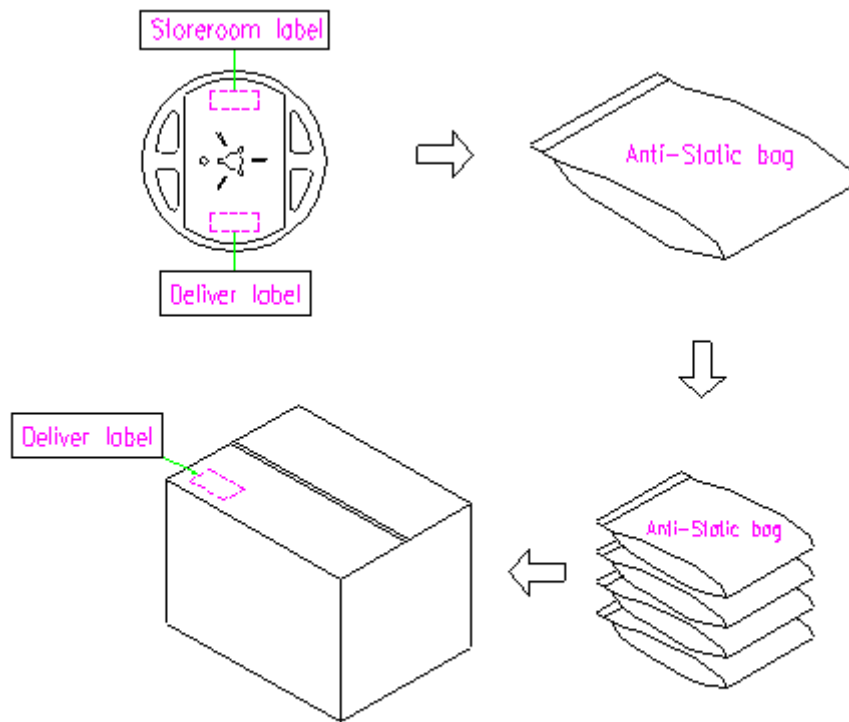


Reel Dimension

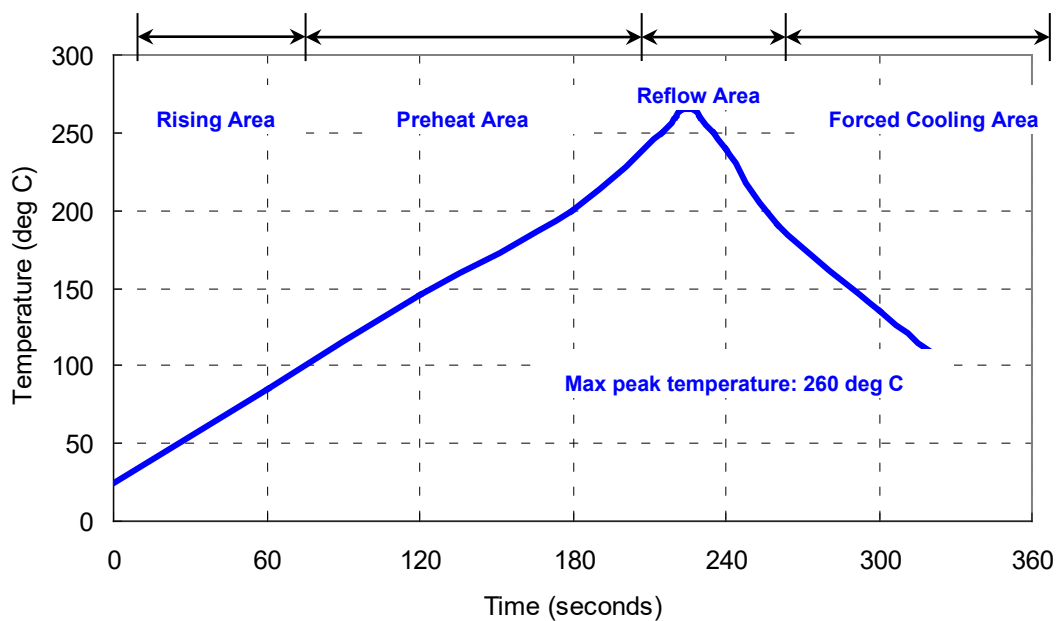


Tape Dimension





Reflow Profile:



Notes of the Usage:

1. Touch the solder iron at 260 \pm 5 deg C onto the leads for 10 \pm 2 sec max or touch the solder at 350 \pm 5 deg C onto the leads for 3 \pm 0.5 sec.
2. In the customer's reflow process, if it will remain some mechanical stress at the soldering terminals, also make some cracks on the soldering termination. Some cracks will cause open or short circuit and cause of thermal increasing or smoking. Don't make any excess mechanical stress to soldering points.
3. In case of giving a heavy shock to the products, it may make an open or short circuit and cause of thermal increasing and smoking. To avoid heavy shock impact applying to products is strictly required.

Notes of the Storage:

1. To keep products under the condition at the room temperature (-5~35 deg C) with normal humidity (45~75%). Absorption of moisture and dewdrop may make inferiority of characteristics and a short circuit.
2. Oxidization of terminals shall make the solderability more inferior. Dusts and corrosive gas will make a cause of the open or short circuit. Keep it in the clean place where is not in dusty and no corrosive gas.
3. Use the anti-static material to the storage package.
4. Don't put any excess weight to the TCXO in the storage process.
5. Don't move the product from the cold place to the hot place in the short time, otherwise it may make some dew-drop, then a short circuit may happen in case.
6. Storage periods should be maximum 6 months under condition of above item 1 after delivery from the factory.
7. Once open the bag, there is possibility of electrical characteristics deterioration due to absorption of moisture. So, please use parts within 7 days after opening the bag.
8. If you have to keep parts without using after opening the bag, please put the drying agent in the bag, fold the bag and keep it in the place where temperature and humidity are controlled (nitrogen atmosphere box etc.)



CAUTION: Electrostatic Sensitive Device. Observe precautions for handling.

1. The design, manufacturing process, and specifications of this device are subject to change.
2. US or International patents may apply.
3. RoHS compliant from the first date of manufacture.